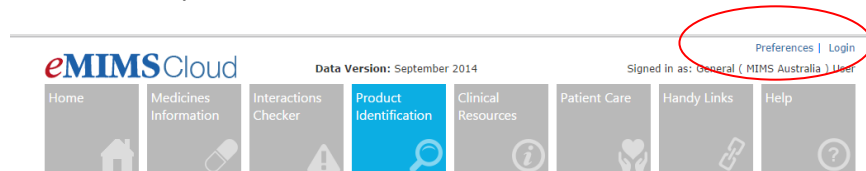


Getting started on setting your preferences on eMIMSCloud and eMIMSDesktop

- M** Preferences are designed to support the way individuals work – for example, if you want to access the CMI first the majority of the time or you want to default to the Abbreviated PI when you click on a brand.



To get started click on the Preferences in top right hand of your screen next to Login

- M** If you are and eMIMSCloud users Once preferences have been set they are colour coded so you can see at a glance who set them and know immediately if you can change them yourself or if you need to contact your system administrator

Red Organisation Settings **Green** Department Settings **Blue** User Settings **Grey** Default Settings

RED – Organisation Settings this means that the administrator at the organisation has set the preferences for all users and no individual users can change them. This would normally be used by corporate administrators whose user's access eMIMSCloud through a single IP address that then delivers eMIMSCloud across multiple sites

GREEN – Department Settings this means that the administrator at the department level e.g. a corporate customer who has eMIMS delivered to different IP addresses has set the preferences for all users at that site and no individual users can change them.

BLUE – User settings this means individual users of eMIMSCloud i.e. whoever is using a user name and log in and all users of eMIMSDesktop can set their own preferences

Both eMIMSCloud and eMIMSDesktop have the same choice of preferences

- M** SETTING YOUR DEFAULT PAGE WHEN OPENING AND MANAGING THE SEARCH RESULTS

Preferences

Set your default opening page by choosing from the drop down

Choose if you want to see the

- deleted products
- the number of search results
- And use the tick boxes to change the amount of detail in the search results

1



M Changing the amount of detail you see in your search result by unticking all the boxes can change your view from this :-

Search results for **Atorvastatin**
 Need to narrow down? Refine your search Didn't find what you want? Try Advanced Search

Results 1-20 of 42

APO-Atorvastatin (Tablets) [Apotex]

Atorvastatin

Use: HMG-CoA reductase inhibitor. Adjunct to diet in treatment of hypercholesterolaemia; nonfatal MI, stroke risk reduction in hypertensive patients with multiple CHD risks. See Section 2(f) headnote

Dose: Individualise dose; 10-80 mg once daily; may adjust dose after 4 wks according to response. Primary hypercholesterolaemia, mixed dyslipidaemia: 10 mg/day. Homozygous familial hypercholesterolaemia. Adults: 80 mg/day. Concomitant cyclosporin, telaprevir, tipranavir + ritonavir: max atorvastatin 10 mg. Fusidic acid (see Contra): discontinue atorvastatin, may reintroduce 7 days after last fusidic acid dose

MIMS Class: Hypolipidaemic agents

Drug Image:

PBS: Restricted - PBS/RPBS, Restricted - PBS/RPBS (NP)

Full PI | Abbreviated PI | CMI **MIMS Interactions** | **IMGateway Interactions**

Atorvachol (Tablets) [Ascent Pharma]

Atorvastatin

Use: HMG-CoA reductase inhibitor. Adjunct to diet in treatment of hypercholesterolaemia; nonfatal MI, stroke risk reduction in hypertensive patients with multiple CHD risks. See Section 2(f) headnote

Dose: Individualise dose; 10-80 mg once daily; may adjust dose after 4 wks according to response. Primary hypercholesterolaemia, mixed dyslipidaemia: 10 mg/day. Homozygous familial hypercholesterolaemia. Adults: 80 mg/day. Concomitant cyclosporin, telaprevir, tipranavir + ritonavir: max atorvastatin 10 mg. Fusidic acid (see Contra): discontinue atorvastatin, may reintroduce 7 days after last fusidic acid dose

MIMS Class: Hypolipidaemic agents

Changing the search results still allows you to move quickly to the Abbreviated PI, full PI and CMI

And still allow you to add medicines straight into the Interaction's checker from here

M To this:-

APO-Atorvastatin (Tablets) [Apotex]

Atorvastatin

Full PI | Abbreviated PI | CMI **MIMS Interactions** | **IMGateway Interactions**

Atorvachol (Tablets) [Ascent Pharma]

Atorvastatin

Full PI | Abbreviated PI | CMI **MIMS Interactions** | **IMGateway Interactions**

Atorvastatin GH (Tablets) [Generic Health]

Atorvastatin

Full PI | Abbreviated PI | CMI **MIMS Interactions** | **IMGateway Interactions**

Atorvastatin Pfizer (Tablets) [Pfizer]

Atorvastatin

Full PI | Abbreviated PI | CMI **MIMS Interactions** | **IMGateway Interactions**

M Another really handy preference to set for yourself is the way you move around from the search. Setting the default landing page once you click on a brand name


Medicines Information

When click on Product name in auto-complete Go to monograph

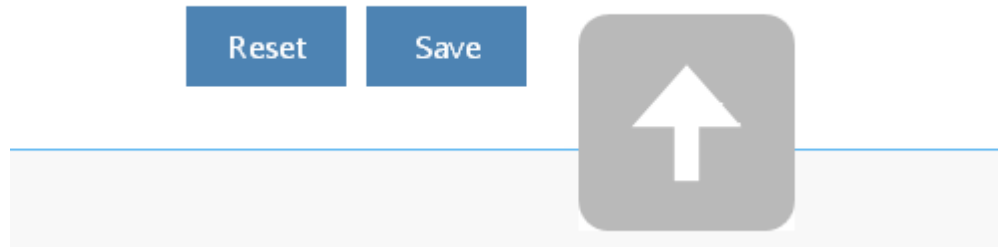
Display food information on Abbreviated PI Display symbol only

Default PI CMI


- When clicking on a Product name in auto complete – simply choose form the drop down and you can go to monograph or perform another search
- The way food information is displayed – choose just the symbol just the wording or both
- Default PI – when you click on a brand name choose the Abbreviated PI, full PI or CMI as your landing page

 There are many other options for you to try and to use and each time you make a change

REMEMBER TO SAVE YOUR CHANGES at the bottom of the page!



You can Reset them from here as well and big arrow will take you straight back to the top of the page

 *Take some time to change the look and feel of your eMIMS – make it work for you!*

<input type="checkbox"/> Report an Adverse Reaction	<input type="text" value="7"/>
Medicines Information	
<input type="checkbox"/> When click on Product name in auto-complete	<input type="text" value="Go to monograph"/>
<input type="checkbox"/> Display food information on Abbreviated PI	<input type="text" value="Display symbol only"/>
<input type="checkbox"/> Default PI	<input type="text" value="CMI"/>
Interaction	
<input type="checkbox"/> Preferred Documentation Level	<input type="text" value="All"/>
<input type="checkbox"/> Preferred Severity Level	<input type="text" value="All level"/>
Clinical Resources	
<input type="checkbox"/> Disease Index	<input type="text" value="1"/>
<input type="checkbox"/> MIMS Companion	<input type="text" value="2"/>
<input type="checkbox"/> Cardiovascular Risk Chart	<input type="text" value="3"/>
<input type="checkbox"/> CYP450 Drug Interactions	<input type="text" value="4"/>
<input type="checkbox"/> Medications That Should Not Crushed	<input type="text" value="5"/>
<input type="checkbox"/> Infectious Diseases - Exclusion Periods from School	<input type="text" value="6"/>
<input type="checkbox"/> Medicines in Pregnancy	<input type="text" value="7"/>
<input type="checkbox"/> Reference Intervals - Normal Values	<input type="text" value="8"/>
<input type="checkbox"/> Drugs in Sport - WADA Guide	<input type="text" value="9"/>
<input type="checkbox"/> Brand Substitution and Therapeutic Group Premiums	<input type="text" value="10"/>
Patient Care	
<input type="checkbox"/> myDr Medical Images	<input type="text" value="1"/>
<input type="checkbox"/> myDr Patient Handouts	<input type="text" value="2"/>
<input type="checkbox"/> Tools and Calculators	<input type="text" value="3"/>
<input type="checkbox"/> Self Help and Support Groups	<input type="text" value="4"/>
<input type="checkbox"/> Baby Due Date Calculator	<input type="text" value="5"/>
<input type="checkbox"/> Find a Physio	<input type="text" value="6"/>
<input type="checkbox"/> National Immunisation Program Schedule	<input type="text" value="7"/>
<input type="checkbox"/> Obstetric Table	<input type="text" value="8"/>

